

**ENGLEWOOD AREA FIRE CONTROL DISTRICT
AGENDA
REGULAR MONTHLY MEETING
December 18, 2019**

Call to Order (Commissioner Davison)

Pledge of Allegiance

Roll Call (Krista Powell)

Consent Agenda

The following items have been determined to be routine and should be considered in a single motion. Items determined to warrant individual discussion should be removed from this list prior to the motion to adopt. Such items should be discussed separately.

Minutes

11/20/2019

Treasurer's Report

Financials

Correspondence

End Consent Agenda

Public Comment

Unfinished Business (Chief Easton)

- **New Fire Engine**
- **West Village / Winchester Ranches**

New Business (Chief Easton)

- **EPA issues at EFTC**


Public Comment

DVP Comment

Commissioner/Administration Comments

Next Meeting: January 22, 2020 at 9:00am.

Adjourned,


Ron Davison, Chairman

MINUTES FOR THE BOARD MEETING OF DECEMBER 18, 2019
FOR THE BOARD OF COMMISSIONERS OF
THE ENGLEWOOD AREA FIRE CONTROL DISTRICT

Wednesday, December 18, 2019, 9:00 A.M.
Meeting held at
Englewood Fire Administration Office
516 Paul Morris Drive, Englewood, FL 34223

The meeting was called to order at 9:02A.M. by Chairman, Mr. Davison. Those present were: Mr. Davison, Mr. Benedetti, Mr. Loisel, Mr. Kimberlin, Ms. Emery, and Chief Easton. Mr. Bray was absent.

CONSENT AGENDA FROM LAST MONTHS MEETING:

Mr. Davison asked if there were any questions, corrections or additions to the consent agenda from the November 20th Board Meetings. Mr. Benedetti made a motion to accept the consent agenda and financials subject to audit. It was seconded by Mr. Kimberlin and the motion passed unanimously.

PUBLIC COMMENTS:

No one wished to address the Board at this time.

UNFINISHED BUSINESS:

Chief Easton spoke about his recent meetings with Sutphen regarding a new engine. A short discussion ensued. Chief Easton will have engine plans and pricing to review at the January meeting.

Chief Easton spoke about the West Villages project and the meeting with North Port Fire Rescue officials. A long discussion ensued. Chief Easton is scheduled to meet with the West Village's representative along with Chief Regnier.

NEW BUSINESS:

Chief Easton spoke about the recent EPA issue at the Englewood Fire Training Center; this issue was also published in the Englewood Sun, December 16th. A long discussion ensued. Chief Easton has made preparations to install a test well at the EFTC within the next few weeks and water testing will be scheduled twice a year as required.

OPEN TO THE PUBLIC:

No Public comment at this time.


DVP COMMENT:

No comment from the DVP at this time.


COMMISSIONER COMMENTS:

Chief Easton requested the January meeting be moved to Thursday, January 16, 2019 at 9:00am.

The meeting was adjourned at 9:23a.m.



Ron Davison, Chairman DATED: 01/16/2020



Attest DATED: 1/16/2020

12:17 AM
12/12/19
Accrual Basis

Englewood Area Fire Control District-IMPACT FEE
Balance Sheet - IMPACT FEE
As of November 30, 2019

November 30, 2019

ASSETS

Checking/Savings	
101.300 · CB-Impact Fee	157,813.67
Total Checking/Savings	<u>157,813.67</u>
Total Current Assets	<u>157,813.67</u>
TOTAL ASSETS	<u><u>157,813.67</u></u>

LIABILITIES & EQUITY

Equity

30000 · Opening Balance Equity	33,393.55
32000 · Retained Earnings	37,683.49
Net Income	86,736.63
Total Equity	<u>157,813.67</u>
TOTAL LIABILITIES & EQUITY	<u><u>157,813.67</u></u>

PREPARED BY: Jolanda DeWaard
Jolanda DeWaard, Office Mgr/Bookkeeper

DATE 12/12/19

REVIEWED BY: Kevin Easton
Kevin Easton, Fire Chief

DATE 12/13/19

SUBMITTED BY: Charles H. Bray
Charles Bray, Secretary-Treasurer

DATE 12/13/19

12:14 PM
12/12/19
Accrual Basis

Englewood Area Fire Control District-IMPACT FEE
Profit & Loss YTD Comparison
November 2019

	<u>November 2019</u>	<u>Oct 19 - Sept 20</u>
INCOME		
324.000 · IMPACT FEES	5,553.68	86,265.01
361.103 · INTEREST	231.55	471.62
Total Income	<u>5,785.23</u>	<u>86,736.63</u>
GROSS PROFIT	<u>5,785.23</u>	<u>86,736.63</u>
NET INCOME/EXPENSE	<u>5,785.23</u>	<u>86,736.63</u>
TOTAL NET INCOME	<u><u>5,785.23</u></u>	<u><u>86,736.63</u></u>

PREPARED BY: Jolanda DeWaard
Jolanda DeWaard, Office Mgr/Bookkeeper

DATE 12/12/19

REVIEWED BY: Kevin Easton
Kevin Easton, Fire Chief

DATE 12/13/19

SUBMITTED BY: Charles H Bray
Charles Bray, Secretary-Treasurer

DATE 12/13/19

Englewood Area Fire Control District
Balance Sheet
As of November 30, 2019

NOVEMBER 30, 2019

ASSETS

Checking/Savings

101.100 · CB-Operating Acct	102,748.69
101.200 · CB-Depository/Savings Acct	668,885.40
101.450 · CB-General Operating Reserve	569,192.49
101.500 · CB-Vehicle Reserve Acct	300,556.52
101.700 · FL FIT Const Resrv #9129	749,024.75
101.900 · Petty Cash	50.00

Total Checking/Savings 2,390,457.85

Accounts Receivable

115.000 · Accounts Receivable	7,871.87
115.050 · Inspection Receivable	1,331.75
115.100 · Training Fac Receivable	6,930.13
115.300 · EMS Receivable	24,067.49

Total Accounts Receivable 40,201.24

Total Current Assets 2,430,659.09

TOTAL ASSETS 2,430,659.09

LIABILITIES & EQUITY

Liabilities

Accounts Payable	51,127.51
Credit Cards	71.69
Other Current Liabilities	748.00

Total Current Liabilities 51,947.20

Long Term Liabilities

203.910 · N/P-Fifth Third #00059 Training	442,995.53
203.920 · N/P-CBank #7808 - Admin	326,807.90
203.950 · N/P-USbancorp #74-001 2018 Trks	1,100,316.02

Total Long Term Liabilities 1,870,119.45

Total Liabilities 1,922,066.65

Equity

273.000 · Opening Balance Equity	(1,803,429.70)
278.000 · Retained Earnings	2,170,017.64
Net Income	142,014.50

Total Equity 508,602.44

TOTAL LIABILITIES & EQUITY 2,430,669.09

PREPARED BY: Jolanda DeWaard
Jolanda DeWaard, Office Mgr/Bookkeeper

DATE 12/12/19

REVIEWED BY: Kevin Easton
Kevin Easton, Fire Chief

DATE 12/13/19

SUBMITTED BY: Charles H. Bray
Charles Bray, Secretary-Treasurer

DATE 12/13/19

Englewood Area Fire Control District
2019-2020 Profit & Loss Budget Actual - Month/YTD
November 2019

	<u>NOVEMBER 2019</u>	<u>Oct 19 - Sept 20</u>	<u>YTD Budget</u>	<u>\$ +/- Budget</u>	<u>% of Budget</u>
INCOME					
311.000 · NON-AD VALOREM TAXES					
311.001 · Assessments-Charlotte County	793,057.27	793,057.27	5,631,288.00	-4,838,230.73	14.08%
311.002 · Assessments-Sarasota County	244,650.36	244,650.36	2,552,167.00	-2,307,516.64	9.59%
311.003 · LESS 3% - NON-AD VALOREM TAXES	0.00	0.00	-245,504.00	245,504.00	0.0%
Total 311.000 · NON-AD VALOREM TAXES	<u>1,037,707.63</u>	<u>1,037,707.63</u>	<u>7,937,951.00</u>	<u>-6,900,243.37</u>	<u>13.07%</u>
329.000 · FIRE INSPECTIONS	450.00	1,330.00	7,500.00	-6,170.00	17.73%
335.210 · STATE REV SHARING-FF SUPP COMP	-6.67	-6.67	17,400.00	-17,406.67	-0.04%
361.100 · INTEREST	2,885.84	6,430.12	10,000.00	-3,569.88	64.3%
362.000 · RENTS & ROYALTIES					
362.020 · Cell Tower Revenue - Station 2	6,044.61	9,762.48	43,500.00	-33,737.52	22.44%
362.030 · Rental Revenue - Station 1 & 3	4,633.72	9,267.44	52,500.00	-43,232.56	17.65%
Total 362.000 · RENTS & ROYALTIES	<u>10,678.33</u>	<u>19,029.92</u>	<u>96,000.00</u>	<u>-76,970.08</u>	<u>19.82%</u>
Total Income	<u>1,051,715.13</u>	<u>1,064,491.00</u>	<u>8,068,851.00</u>	<u>-7,004,360.00</u>	<u>13.19%</u>
GROSS PROFIT	<u>1,051,715.13</u>	<u>1,064,491.00</u>	<u>8,068,851.00</u>	<u>-7,004,360.00</u>	<u>13.19%</u>

Englewood Area Fire Control District
2019-2020 Profit & Loss Budget Actual - Month/YTD
 November 2019

EXPENSES**522.10 · PERSONNEL SERVICES****522.11 · EXECUTIVE SALARIES**

	<u>NOVEMBER 2019</u>	<u>Oct 19 - Sept 20</u>	<u>YTD Budget</u>	<u>\$ +/- Budget</u>	<u>% of Budget</u>
1 Commissioners (5)	2,500.00	5,000.00	30,000.00	-25,000.00	16.67%
2 Chief	11,538.45	20,769.21	120,000.00	-99,230.79	17.31%
3 Assistant Chief	9,615.40	17,307.72	100,835.00	-83,527.28	17.16%
4 Battalion Chief (3)	25,232.45	45,418.41	265,205.00	-219,786.59	17.13%
Total 522.11 · EXECUTIVE SALARIES	48,886.30	88,495.34	516,040.00	-427,544.66	17.15%

522.12 · REGULAR SALARY & WAGES**12.000 · Regular CONTRACT Salaries**

Firefighters	300,761.50	540,175.98	3,168,640.00	-2,628,464.02	17.05%
Longevity Contract	1,854.00	9,270.00	57,783.00	-48,513.00	16.04%
Stipend	0.00	0.00	58,622.00	-58,622.00	0.0%
Supervisor Pay	5,759.65	10,016.53	60,000.00	-49,983.47	16.69%
Total 12.000 · Regular CONTRACT Salaries	308,375.15	559,462.51	3,345,045.00	-2,785,582.49	16.73%

12.100 · Regular NON-CONTRACT Salaries

Accounting/Administrative	9,046.15	16,283.07	94,080.00	-77,796.93	17.31%
Fire Inspector	4,600.00	8,280.00	47,840.00	-39,560.00	17.31%
Total 12.100 · Regular NON-CONTRACT Salaries	13,646.15	24,563.07	141,920.00	-117,356.93	17.31%

Total 522.12 · REGULAR SALARY & WAGES

Total 522.12 · REGULAR SALARY & WAGES	322,021.30	584,025.58	3,486,965.00	-2,902,939.42	16.75%
--	-------------------	-------------------	---------------------	----------------------	---------------

Englewood Area Fire Control District
2019-2020 Profit & Loss Budget Actual - Month/YTD
November 2019

	<u>NOVEMBER 2019</u>	<u>Oct 19 - Sept 20</u>	<u>YTD Budget</u>	<u>\$ +/- Budget</u>	<u>% of Budget</u>
522.14 · OVERTIME	16,413.82	20,215.78	130,000.00	-109,784.22	15.55%
522.15 · SPECIAL PAY	1,670.00	3,682.50	58,000.00	-54,317.50	6.35%
522.16 · COMPENSATED ANNUAL LEAVE	0.00	0.00	10,000.00	-10,000.00	0.0%
522.17 · COMPENSATED SICK LEAVE	0.00	0.00	95,000.00	-95,000.00	0.0%
522.21 · FICA TAXES	6,626.32	11,814.55	82,000.00	-70,185.45	14.41%
522.22 · RETIREMENT CONTRIBUTIONS					
Firefighter Pension Trust-Dist	0.00	0.00	1,686,500.00	-1,686,500.00	0.0%
FRS Retirement Contributions	1,288.44	2,213.10	13,500.00	-11,286.90	16.39%
Total 522.22 · RETIREMENT CONTRIBUTIONS	<u>1,288.44</u>	<u>2,213.10</u>	<u>1,700,000.00</u>	<u>-1,697,786.90</u>	<u>0.13%</u>
522.23 · LIFE & HEALTH INSURANCE					
23.001 · Insurance-Dental/Medical					
Dental Insurance	1,149.38	2,586.87	16,900.00	-14,313.13	15.31%
Medical/Health Insurance	30,128.57	62,047.70	406,540.00	-344,492.30	15.26%
Vision	283.37	631.21	4,060.00	-3,428.79	15.55%
Total 23.001 · Insurance-Dental/Medical	<u>31,561.32</u>	<u>65,265.78</u>	<u>427,500.00</u>	<u>-362,234.22</u>	<u>15.27%</u>
23.002 · Insurance-Life/AD&D/Cancer	1,168.50	2,337.00	24,500.00	-22,163.00	9.54%
Total 522.23 · LIFE & HEALTH INSURANCE	<u>32,729.82</u>	<u>67,602.78</u>	<u>452,000.00</u>	<u>-384,397.22</u>	<u>14.96%</u>
522.24 · WORKER'S COMP INSURANCE	0.00	42,068.67	247,000.00	-204,931.33	17.03%
522.26 · OTHER POSTEMPLOYMENT BENEFITS	29.79	59.58			
Total 522.10 · PERSONNEL SERVICES	<u>429,665.79</u>	<u>820,177.88</u>	<u>6,777,005.00</u>	<u>-5,956,827.12</u>	<u>12.1%</u>

Englewood Area Fire Control District
2019-2020 Profit & Loss Budget Actual - Month/YTD
November 2019

	<u>NOVEMBER 2019</u>	<u>Oct 19 - Sept 20</u>	<u>YTD Budget</u>	<u>\$ +/- Budget</u>	<u>% of Budget</u>
<u>522.30 · OPERATING EXPENDITURES</u>					
522.31 · PROFESSIONAL SERVICES					
Legal & Fiscal Services	612.50	1,050.00	28,000.00	-26,950.00	3.75%
Medical Professional Services	0.00	33.90	25,000.00	-24,966.10	0.14%
Total 522.31 · PROFESSIONAL SERVICES	<u>612.50</u>	<u>1,083.90</u>	<u>53,000.00</u>	<u>-51,916.10</u>	<u>2.05%</u>
522.32 · ACCOUNTING & AUDITING	0.00	0.00	15,000.00	-15,000.00	0.0%
522.33 · COURT REPORTER SERVICES	0.00	0.00	600.00	-600.00	0.0%
522.40 · TRAVEL & PER DIEM	104.34	474.22	8,000.00	-7,525.78	5.93%
522.41 · COMMUNICATION SERVICES					
Cable & Internet Exp	864.81	1,566.76	11,300.00	-9,733.24	13.87%
Cell Phone	561.28	1,122.56	7,800.00	-6,677.44	14.39%
Communications-Dispatch	0.00	0.00	1,000.00	-1,000.00	0.0%
Telephone/Communication Expense	559.96	1,110.02	9,000.00	-7,889.98	12.33%
Total 522.41 · COMMUNICATION SERVICES	<u>1,986.05</u>	<u>3,799.34</u>	<u>29,100.00</u>	<u>-25,300.66</u>	<u>13.06%</u>
522.42 · FREIGHT & POSTAGE SERVICES	1,056.23	1,257.13	3,300.00	-2,042.87	38.1%
522.43 · UTILITY SERVICES					
43.001 · Electricity	2,201.50	4,806.85	31,000.00	-26,193.15	15.51%
43.002 · Waste Disposal/Garbage	766.02	1,490.85	11,500.00	-10,009.15	12.96%
43.003 · Water & Sewer Utilities	723.60	1,415.66	10,000.00	-8,584.34	14.16%
43.004 · Gas, Propane, Oil Etc	217.92	234.92	2,000.00	-1,765.08	11.75%
Total 522.43 · UTILITY SERVICES	<u>3,909.04</u>	<u>7,948.28</u>	<u>54,500.00</u>	<u>-46,551.72</u>	<u>14.58%</u>
522.44 · RENTALS & LEASES					
44.001 · Leased Equipment-Office	154.00	308.00	1,900.00	-1,592.00	16.21%
44.004 · Rent Expense-Station 76	833.33	1,666.66	10,000.00	-8,333.34	16.67%
44.005 · Rental Equipment	0.00	0.00	500.00	-500.00	0.0%
Total 522.44 · RENTALS & LEASES	<u>987.33</u>	<u>1,974.66</u>	<u>12,400.00</u>	<u>-10,425.34</u>	<u>15.93%</u>

Englewood Area Fire Control District
2019-2020 Profit & Loss Budget Actual - Month/YTD
November 2019

	NOVEMBER 2019	Oct 19 - Sept 20	YTD Budget	\$ +/- Budget	% of Budget
522.45 · DISTRICT INSURANCE'S	0.00	16,891.41	59,760.00	-42,868.59	28.27%
522.46 · REPAIR & MAINTENANCE SERVICES					
46.001 · Auto & Truck Repairs & Maint	21,236.42	26,071.14	88,000.00	-61,928.86	29.63%
46.002 · Equipment Repairs-Misc	0.00	188.00	10,000.00	-9,812.00	1.88%
46.003 · Maintenance Agreements	1,550.65	2,490.65	25,575.00	-23,084.35	9.74%
46.004 · Repairs & Maint-Bldg & Land	114.27	2,320.27	25,000.00	-22,679.73	9.28%
46.005 · Repair & Maint-Specialty/Equip	0.00	0.00	10,000.00	-10,000.00	0.0%
Total 522.46 · REPAIR & MAINTENANCE SERVICES	22,901.34	31,070.06	158,575.00	-127,504.94	19.59%
522.47 · PRINTING & REPRODUCTION	0.00	120.00	900.00	-780.00	13.33%
522.48 · ADVERTISING & PUBLIC RELATIONS	0.00	59.57	1,500.00	-1,440.43	3.97%
522.49 · OTHER CURRENT CHARGES					
49.001 · Bank Service Charges	70.00	105.00	700.00	-595.00	15.0%
49.004 · Collection Fees-Charlotte Cnty	11,895.86	11,895.86	85,000.00	-73,104.14	14.0%
49.005 · Collection Fees-Sarasota Cnty	3,669.76	3,669.76	40,000.00	-36,330.24	9.17%
49.006 · Computer Expense	25.00	25.00	17,800.00	-17,775.00	0.14%
49.011 · Fire Fighting/Hydrant Supply	0.00	0.00	700.00	-700.00	0.0%
49.017 · Laundering & Tailoring	0.00	55.64	3,000.00	-2,944.36	1.86%
49.025 · Payroll Expenses	0.00	0.00	1,200.00	-1,200.00	0.0%
Total 522.49 · OTHER CURRENT CHARGES	15,660.62	15,751.26	148,400.00	-132,648.74	10.61%
522.51 · OFFICE SUPPLIES	593.90	1,286.37	9,000.00	-7,713.63	14.29%

Englewood Area Fire Control District
2019-2020 Profit & Loss Budget Actual - Month/YTD
November 2019

	<u>NOVEMBER 2019</u>	<u>Oct 19 - Sept 20</u>	<u>YTD Budget</u>	<u>\$ +/- Budget</u>	<u>% of Budget</u>
522.52 · OPERATING SUPPLIES					
52.001 · Fire & Rescue Safety Equipmt	0.00	400.88	10,000.00	-9,599.12	4.01%
52.002 · Fuel & Petroleum Products	3,144.43	6,944.23	55,000.00	-48,055.77	12.63%
52.003 · Janitorial & Cleaning Supplies	0.00	529.70	7,400.00	-6,870.30	7.16%
52.004 · Medical Supplies & Equipment	0.00	0.00	5,000.00	-5,000.00	0.0%
52.007 · Small Tools & Equipment	306.38	306.38	4,000.00	-3,693.62	7.66%
52.008 · Specialized Fire Supply & Equip	0.00	1,396.00	32,834.00	-31,438.00	4.25%
52.009 · Station Supplies-Misc	88.94	120.22	10,000.00	-9,879.78	1.2%
52.010 · Uniforms & Protective Gear	1,090.21	2,925.37	40,000.00	-37,074.63	7.31%
Total 522.52 · OPERATING SUPPLIES	<u>4,629.96</u>	<u>12,622.78</u>	<u>164,234.00</u>	<u>-151,611.22</u>	<u>7.69%</u>
522.54 · BOOKS, PUBLICATIONS & MEMBERSHPS	245.00	4,996.59	8,000.00	-3,003.41	62.46%
522.55 · TRAINING & EDUCATIONAL					
55.001 · Commissioner Train/Meet/Travel	0.00	0.00	8,500.00	-8,500.00	0.0%
55.002 · Employee Training & Meeting Exp	150.00	995.00	15,000.00	-14,005.00	6.63%
Total 522.55 · TRAINING & EDUCATIONAL	<u>150.00</u>	<u>995.00</u>	<u>23,500.00</u>	<u>-22,505.00</u>	<u>4.23%</u>
TOTAL 522.30 · OPERATING EXPENDITURES	52,836.31	100,330.57	749,769.00	-649,438.43	13.38%

Englewood Area Fire Control District
2019-2020 Profit & Loss Budget Actual - Month/YTD
November 2019

	<u>NOVEMBER 2019</u>	<u>Oct 19 - Sept 20</u>	<u>YTD Budget</u>	<u>\$ +/- Budget</u>	<u>% of Budget</u>
<u>522.70 · DEBT SERVICE PAYMENTS</u>					
70.150 · Debt Exp-NP SB #7808-Admin Refi	3,904.69	7,809.38	46,857.00	-39,047.62	16.67%
70.300 · Debt Exp-NP 5/3 Bank #0059 -TF	4,168.32	8,336.64	50,020.00	-41,683.36	16.67%
70.700 · Debt Exp-Govt Leasng-20374 Sutp	0.00	0.00	130,700.00	-130,700.00	0.0%
<u>Total 522.70 · DEBT SERVICE PAYMENTS</u>	<u>8,073.01</u>	<u>16,146.02</u>	<u>227,577.00</u>	<u>-211,430.98</u>	<u>7.1%</u>
TOTAL EXPENSES	490,575.11	936,654.47	7,754,351.00	-6,817,696.53	12.08%
NET INCOME/EXPENSES	561,140.02	127,836.53	314,500.00	-186,663.47	40.65%
<u>OTHER INCOME</u>					
320.000 · SPECIAL EVENT	7,800.00	7,800.00			
337.200 · LOCAL GOVT UNIT GRANTS*	0.00	1,165.26			
342.400 · EMERGENCY MGMT SERVICES	1,748.00	5,459.50			
360.000 · MISC REVENUE	29.79	59.58	500.00	-440.42	11.92%
369.900 · OTHER MISC REVENUES	22.04	7,598.52			
386.000 · INTRAGOV'T TRANSFER					
Impact Purchase Reimbursement	0.00	0.00	0.00	0.00	0.0%
Training Facility Reimbursemts	6,797.15	11,558.79			
<u>Total 386.000 · INTRAGOV'T TRANSFER</u>	<u>6,797.15</u>	<u>11,558.79</u>	<u>0.00</u>	<u>11,558.79</u>	<u>100.0%</u>
TOTAL OTHER INCOME	16,396.98	33,641.65	500.00	33,141.65	6,728.33%

Englewood Area Fire Control District
2019-2020 Profit & Loss Budget Actual - Month/YTD
November 2019

	NOVEMBER 2019	Oct 19 - Sept 20	YTD Budget	\$ +/- Budget	% of Budget
<u>OTHER EXPENSES</u>					
<u>522.60 · CAPITAL OUTLAY</u>					
60.002 · Furniture/Fixture/Equip	0.00	3,012.00	10,000.00	-6,988.00	30.12%
60.003 · R & M-Leasehold/Capital Imprvmt	0.00	3,800.00			
Total 522.60 · CAPITAL OUTLAY	0.00	6,812.00	10,000.00	-3,188.00	68.12%
<u>522.90 · OTHER USES</u>					
90.002 · Special Detail/Event	90.94	90.94			
90.104 · Grant Purchases	0.00	1,165.26			
<u>91.000 · INSTRAGOV'T TRANSFERS</u>					
Specialty Equipmt Reserve	0.00	0.00	300,000.00	-300,000.00	0.0%
Training Ctr Reimb Costs	6,700.00	11,395.48			
Total 91.000 · INSTRAGOV'T TRANSFERS	6,700.00	11,395.48	300,000.00	-288,604.52	3.8%
<u>99.000 · OTHER USES-MISC</u>					
Hurricane Expense	0.00	0.00	5,000.00	-5,000.00	0.0%
Total 99.000 · OTHER USES-MISC	0.00	0.00	5,000.00	-5,000.00	0.0%
Total 522.90 · OTHER USES	6,790.94	12,651.68	305,000.00	-292,348.32	4.15%
<u>TOTAL OTHER EXPENSES</u>					
	6,790.94	19,463.68	315,000.00	-295,536.32	6.18%
<u>NET OTHER INCOME/EXPENSES</u>					
	9,606.04	14,177.97	-314,500.00	328,677.97	-4.51%
<u>TOTAL NET INCOME/EXPENSES</u>					
	570,746.06	142,014.50	0.00	142,014.50	100.0%

PREPARED BY: Jolanda DeWard
Jolanda DeWard, Office Mgr/Bookkeeper

REVIEWED BY: [Signature]
Kevin Easton, Fire Chief

SUBMITTED BY: [Signature]
Charles Bray, Secretary-Treasurer

DATE 12/12/19

DATE 12/13/19

DATE 12/13/19