

April 16, 2026

**SENT VIA EMAIL**

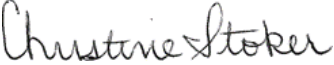
Board of Commissioners  
Englewood Area Fire Control District  
c/o Monica Jones, Finance Director  
516 Paul Morris Dr.  
Englewood, FL 34223

**RE: ENGLEWOOD AREA FIRE CONTROL DISTRICT FIREFIGHTERS' PENSION TRUST FUND - ANNUAL REPORT OF INVESTMENT ACTIVITY**

Dear Board of Commissioners:

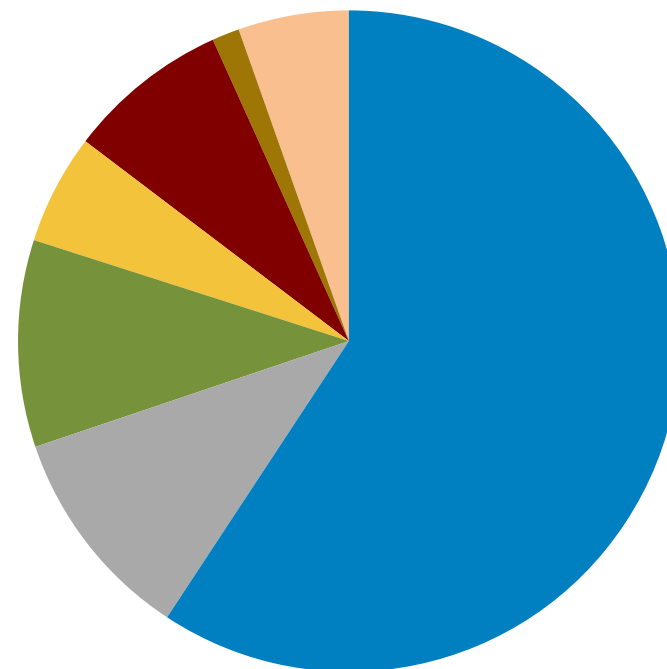
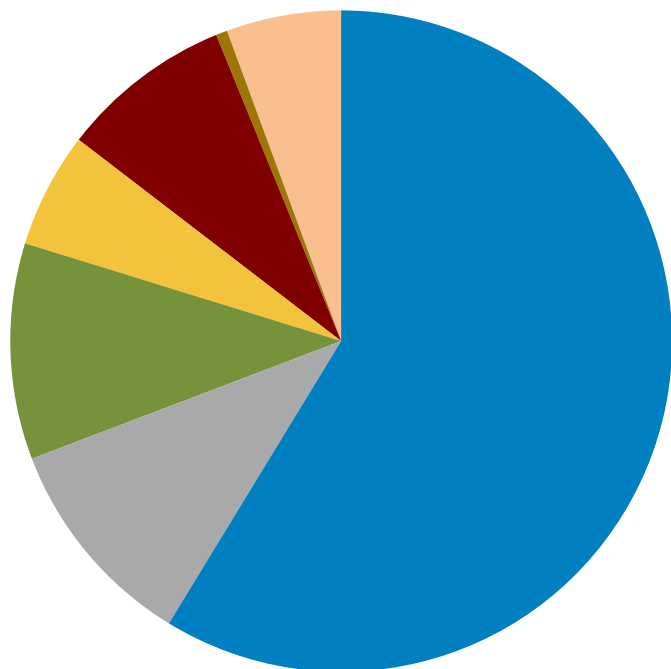
In accordance with Section 112.661(15), Florida Statutes, please find enclosed the annual report of investment activity of the Englewood Area Fire Control District Firefighters' Pension Trust Fund. This report includes investments in the portfolio as of September 30, 2025, listed by class or type, book value, income earned and market value as of the stated date. This report must also be made available to the public.

Thank you,

  
Christine Stoker  
Plan Administrator

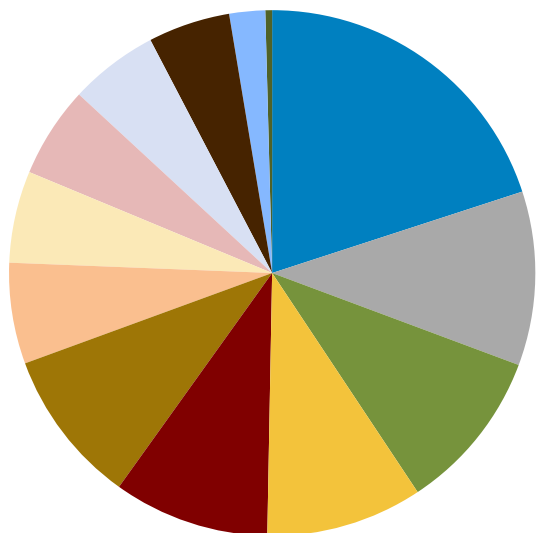
Asset Allocation By Segment as of  
June 30, 2025 : \$57,411,442

Asset Allocation By Segment as of  
September 30, 2025 : \$61,440,990

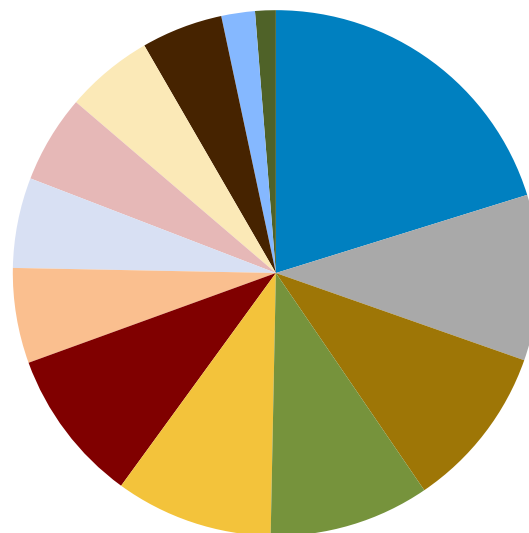


| Allocation            |              |            | Allocation            |              |            |
|-----------------------|--------------|------------|-----------------------|--------------|------------|
| Segments              | Market Value | Allocation | Segments              | Market Value | Allocation |
| Domestic Equity       | 33,708,427   | 58.7       | Domestic Equity       | 36,411,534   | 59.3       |
| International Equity  | 6,026,351    | 10.5       | International Equity  | 6,484,268    | 10.6       |
| Domestic Fixed Income | 6,067,587    | 10.6       | Domestic Fixed Income | 6,222,626    | 10.1       |
| Global Fixed Income   | 3,239,699    | 5.6        | Global Fixed Income   | 3,311,483    | 5.4        |
| Real Estate           | 4,831,004    | 8.4        | Real Estate           | 4,864,989    | 7.9        |
| Cash Equivalent       | 318,801      | 0.6        | Cash Equivalent       | 821,301      | 1.3        |
| Global Other          | 3,219,573    | 5.6        | Global Other          | 3,324,788    | 5.4        |

Asset Allocation By Manager as of Jun-2025 : \$57,411,442



Asset Allocation By Manager as of Sep-2025 : \$61,440,990



| Allocation                                    |              |            | Allocation                                    |              |            |
|-----------------------------------------------|--------------|------------|-----------------------------------------------|--------------|------------|
|                                               | Market Value | Allocation |                                               | Market Value | Allocation |
| Fidelity 500 Index (FXAIX)                    | 11,472,488   | 20.0       | Fidelity 500 Index (FXAIX)                    | 12,404,187   | 20.2       |
| Garcia, Hamilton Fixed Income                 | 6,144,681    | 10.7       | Garcia, Hamilton Fixed Income                 | 6,262,406    | 10.2       |
| MFS Growth Fund R-6 (MFEKX)                   | 5,734,265    | 10.0       | Calamos Timpani Small Cap Growth Fund (CTSOX) | 6,200,368    | 10.1       |
| American Beacon SC Value R6 (AASRX)           | 5,524,143    | 9.6        | MFS Growth Fund R-6 (MFEKX)                   | 6,049,984    | 9.8        |
| JP Morgan Equity Income R6 (OIEJX)            | 5,506,778    | 9.6        | American Beacon SC Value R6 (AASRX)           | 5,951,255    | 9.7        |
| Calamos Timpani Small Cap Growth Fund (CTSOX) | 5,470,754    | 9.5        | JP Morgan Equity Income R6 (OIEJX)            | 5,805,740    | 9.4        |
| ARA Core Property Fund                        | 3,568,355    | 6.2        | ARA Core Property Fund                        | 3,597,011    | 5.9        |
| PIMCO Global Bond (PGBIX)                     | 3,239,699    | 5.6        | DFA Intl Value (DFIVX)                        | 3,411,278    | 5.6        |
| Blackrock Multi-Asset Income -K (BKMIX)       | 3,219,573    | 5.6        | Blackrock Multi-Asset Income -K (BKMIX)       | 3,324,788    | 5.4        |
| DFA Intl Value (DFIVX)                        | 3,134,798    | 5.5        | PIMCO Global Bond (PGBIX)                     | 3,311,483    | 5.4        |
| American Funds EuroPacific Gr R6 (RERGX)      | 2,891,554    | 5.0        | American Funds EuroPacific Gr R6 (RERGX)      | 3,072,990    | 5.0        |
| ASB (Real Estate)                             | 1,262,649    | 2.2        | ASB (Real Estate)                             | 1,267,978    | 2.1        |
| Receipt & Disbursement                        | 241,707      | 0.4        | Receipt & Disbursement                        | 781,521      | 1.3        |

## Financial Reconciliation

## Total Fund

October 1, 2024 To September 30, 2025

| Financial Reconciliation Fiscal Year to Date  |                            |                  |                  |                   |                    |                   |                  |                     |                            |
|-----------------------------------------------|----------------------------|------------------|------------------|-------------------|--------------------|-------------------|------------------|---------------------|----------------------------|
|                                               | Market Value<br>10/01/2024 | Net<br>Transfers | Contributions    | Distributions     | Management<br>Fees | Other<br>Expenses | Income           | Apprec./<br>Deprec. | Market Value<br>09/30/2025 |
| <b>Total Equity</b>                           | <b>36,886,029</b>          | <b>40,950</b>    | -                | -                 | -                  | -                 | <b>2,128,887</b> | <b>3,839,936</b>    | <b>42,895,802</b>          |
| <b>Total Domestic Equity</b>                  | <b>31,508,415</b>          | <b>34,650</b>    | -                | -                 | -                  | -                 | <b>1,840,380</b> | <b>3,028,088</b>    | <b>36,411,534</b>          |
| JP Morgan Equity Income R6 (OIEJX)            | 5,276,302                  | 5,513            | -                | -                 | -                  | -                 | 400,713          | 123,212             | 5,805,740                  |
| MFS Growth Fund R-6 (MFEKX)                   | 5,096,477                  | 5,513            | -                | -                 | -                  | -                 | 705,340          | 242,654             | 6,049,984                  |
| Fidelity 500 Index (FXAIX)                    | 10,535,839                 | 11,025           | -                | -                 | -                  | -                 | 138,032          | 1,719,291           | 12,404,187                 |
| Calamos Timpani Small Cap Growth Fund (CTSOX) | 4,750,256                  | 6,300            | -                | -                 | -                  | -                 | 131,171          | 1,312,641           | 6,200,368                  |
| American Beacon SC Value R6 (AASRX)           | 5,849,542                  | 6,300            | -                | -                 | -                  | -                 | 465,124          | -369,711            | 5,951,255                  |
| <b>Total International Equity</b>             | <b>5,377,614</b>           | <b>6,300</b>     | -                | -                 | -                  | -                 | <b>288,506</b>   | <b>811,848</b>      | <b>6,484,268</b>           |
| American Funds EuroPacific Gr R6 (RERGX)      | 2,673,142                  | 3,150            | -                | -                 | -                  | -                 | 183,810          | 212,888             | 3,072,990                  |
| DFA Intl Value (DFIVX)                        | 2,704,472                  | 3,150            | -                | -                 | -                  | -                 | 104,697          | 598,960             | 3,411,278                  |
| <b>Total Fixed Income</b>                     | <b>9,205,306</b>           | <b>18,900</b>    | -                | -                 | <b>-18,606</b>     | -                 | <b>299,019</b>   | <b>69,270</b>       | <b>9,573,889</b>           |
| <b>Total Domestic Fixed Income</b>            | <b>6,109,616</b>           | <b>15,750</b>    | -                | -                 | <b>-18,606</b>     | -                 | <b>151,942</b>   | <b>3,704</b>        | <b>6,262,406</b>           |
| Garcia, Hamilton Fixed Income                 | 6,109,616                  | 15,750           | -                | -                 | -18,606            | -                 | 151,942          | 3,704               | 6,262,406                  |
| <b>Total Global Fixed Income</b>              | <b>3,095,690</b>           | <b>3,150</b>     | -                | -                 | -                  | -                 | <b>147,077</b>   | <b>65,565</b>       | <b>3,311,483</b>           |
| PIMCO Global Bond (PGBIX)                     | 3,095,690                  | 3,150            | -                | -                 | -                  | -                 | 147,077          | 65,565              | 3,311,483                  |
| <b>Total Global Tactical Asset Allocation</b> | <b>3,074,160</b>           | <b>3,150</b>     | -                | -                 | -                  | -                 | <b>170,462</b>   | <b>77,015</b>       | <b>3,324,788</b>           |
| Blackrock Multi-Asset Income -K (BKMIX)       | 3,074,160                  | 3,150            | -                | -                 | -                  | -                 | 170,462          | 77,015              | 3,324,788                  |
| <b>Total Real Estate</b>                      | <b>4,785,254</b>           | <b>-72,306</b>   | -                | -                 | <b>-55,335</b>     | -                 | <b>178,075</b>   | <b>29,301</b>       | <b>4,864,989</b>           |
| ARA Core Property Fund                        | 3,481,773                  | -                | -                | -                 | -39,175            | -                 | 140,912          | 13,502              | 3,597,011                  |
| ASB                                           | 1,303,481                  | -72,306          | -                | -                 | -16,159            | -                 | 37,163           | 15,799              | 1,267,978                  |
| <b>Receipt &amp; Disbursement</b>             | <b>200,889</b>             | <b>9,306</b>     | <b>2,720,091</b> | <b>-2,058,926</b> | -                  | <b>-111,126</b>   | <b>21,286</b>    | -                   | <b>781,521</b>             |
| <b>Total Fund</b>                             | <b>54,151,638</b>          | <b>-</b>         | <b>2,720,091</b> | <b>-2,058,926</b> | <b>-73,941</b>     | <b>-111,126</b>   | <b>2,797,730</b> | <b>4,015,522</b>    | <b>61,440,990</b>          |